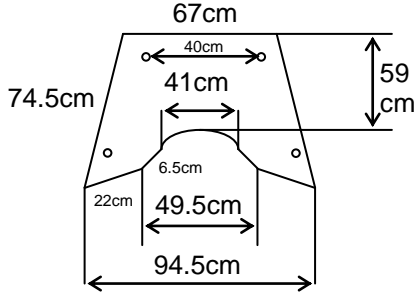
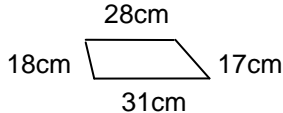
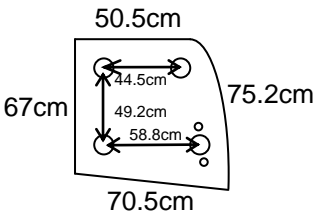
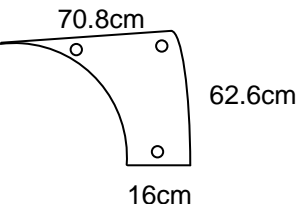
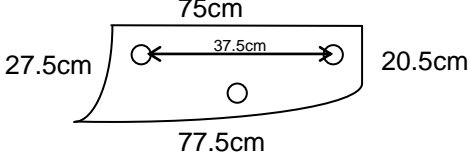
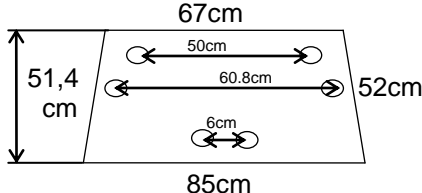
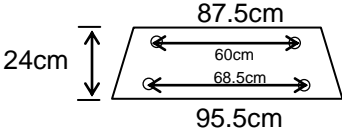


NEW HOLLAND TCE 40-45-50

RIF. RICAMBI M20	Q	Codice di Riferimento	Dis.	Note
Parabrezza 210,00 € Cad.	1	TCE/1		<ul style="list-style-type: none"> Guarnizione sul vetro Apribile con maniglie in plastica
Inferiori ant. 110,00 € Cad.	1 sx 1 dx	LAN/ M70		<ul style="list-style-type: none"> Fisso
Sup. Porta 190,00 € Cad.	1 sx 1 dx	LAN/ M30		<ul style="list-style-type: none"> Fisso Avvitato
Inf. Porta 165,00 € Cad.	1 sx 1 dx	LAN/ M40		<ul style="list-style-type: none"> Fisso Avvitato
Laterale 145,00 € Cad.	1 sx 1 dx	LAN/ M50		<ul style="list-style-type: none"> Cerniere in plastica Apribile con maniglia in plastica
Sup. Posteriore 165,00 € Cad.	1	LAN/M2		<ul style="list-style-type: none"> Guarnizione sul vetro Apribile con molle a gas e maniglia in ferro
Inf. Posteriore 145,00 € Cad.	1	LAN/M6		<ul style="list-style-type: none"> Fisso

- Si accettano ordini esclusivamente mezzo Fax e sotto chiara indicazione del Codice di Riferimento